



Curriculum Map 2007-2008

Gesu Catholic School

Dacey, Maura / Religion 7 / Grade 7 (Gesu Catholic School)



*Catholic
Identity*


Jesus Christ the Way

📅 (Week 1, 7
Weeks)

<i>Content</i>	<i>Skills</i>	<i>Assessment</i>	<i>Activities</i>	<i>Resources</i>
<p>Introduction to Program- Journaling, Daily Prayer</p> <p>Jesus the Son of God-The Impact of Jesus (Chapter 1)</p> <p>Gesu Church and Jesuit Identity</p> <p>Jesus the Son of Man- Friendship with Jesus (Chapter 2)</p> <p>Jesus the Messiah- Scripture: A portrait of Jesus (Chapter 3)</p> <p>Jesus the Nazarene-The world Jesus Lived In (Chapter 4)</p> <p>Jesus the Son of Mary and Joseph-The Early Life of Jesus</p> <p>Jesus the Christ- The Mission of Jesus</p>	<p>The students will come to see the perfection of God and have a deeper understanding of who Jesus is and will desire to follow Jesus.</p> <p>The students will learn about Gesu Church and what it means to belong to a Jesuit church.</p> <p>The students will explore their own identity and are reminded of God's unconditional love for them that calls them to be the best they can be.</p> <p>The students will learn how the Gospels came about and understand Jesus and Scripture better by studying the culture of the first-century Palestine.</p> <p>Finally, the students will see Jesus as a prophet, priest, and king who accepted his mission to proclaim and make present the Kingdom of God.</p>	<p>Homework Test (book test on facts about Gesu Church time line of important events in life of St. Ignatius)</p> <p>Reflective Writing (responsive paragraphs)</p> <p>Student Portfolio (contains academic, religious, and social goals for quarter)</p>	<p>The students will learn to keep daily reflective prayer journals as a way to establish daily prayer.</p> <p>Chapter 1: Create "Me folder" - set academic, social, and spiritual goals for 1st quarter</p> <p>Write an acrostic using one of the names of Jesus</p> <p>Written responses to questions about God's love</p> <p>Go to the chapel for reflection on God's love</p> <p>Gesu Church and Jesuit Identity: Tour of church with Sr. Jeanne</p> <p>Complete study guide</p> <p>Watch video on life of St. Ignatius</p> <p>Make time line of important events in his life</p> <p>Chapter 2: Read Scripture passages related to Friendship that Jesus shared with Peter and Paul.</p> <p>Group Work: Create a mobile on Friendship.</p> <p>Collage on friendship (pictures/images taken from different magazines)</p> <p>Chapter 3: Students will create a book mark containing a saying that is particularly meaningful to them.</p> <p>Do a short research/fact paper on the difference between Jewish, Protestant, and Catholic Bibles, Versions of the Bible, or the Dead Sea Scrolls.</p> <p>Gospel Lab: Activity to dig deeper into the 4 Gospels and their writers.</p> <p>Chapter 4: Read history articles about Jerusalem and how Jesus lived.</p> <p>Reading: Parable of the Seas</p>	<p>Religion Text book, historical pamphlets and maps on Jerusalem and surrounding areas, interactive supplemental texts.</p>

Various activities on the different groups that existed in Jesus's time. (scribes, pharisses, Sadducees, Sanhedrin, etc)
Activity on Jesus's life/lifestyle/Political Scene

Celebration of Life: Right to Life

 (Week 6, 5 Weeks)

Chapter 13
The Message of Jesus:
Choose Life supplemental materials:
Cleveland Right to Life Art/Essay Contest
Chapter 16:
Jesus' Kingdom of Love
Chapter 24:
Walking with Jesus in Vocation:
Matrimony and Holy Orders
Mary and the Rosary


The students will learn the message of Jesus:
To choose life. They will keep Jesus' great commandment of love and what that means in regards to respecting life.
The students will learn to value the gift of life and seek ways to protect and nurture it (fifth commandment).
They will also learn how to define certain sins against life and understand why these sins against life are wrong.
The students will also focus on the spiritual and corpral works of mercy and learn ways to carry them out.
The students will learn more about the life of Mary
The students will know significance of Rosary, learn the mysteries, and practice saying the Rosary

Posters
(Right to Life Poster)
Reflective Writing
(Journal: Crimes against Life)
Performance
(Go to chapel and recite the Rosary)
Test (Take chapter test for 13, 16, and 24
Take quiz on life of Mary
Take quiz on parts of the Rosary)

Chapter 13
Right to Life Art Contest
Crimes against life study: Euthanasia, War and violence, Capital punishment, Life-Threatening "isms", Suicide, Scandel, Abortion, Anger and Grudges
Journal: "What is meant by the statement "it is not enough to be anti-abortion; you must also be pro life"

Internet resources will be used with research materials, Cleveland Right to Life Art/Essay contest.

The Mission of Jesus

 (Week 9, 6 Weeks)

Chapter 6:
The Mission of Jesus
Chapter 7:
The Apostles, Mary, and


The students will learn that Jesus accepted his mission as Messiah at his baptism and

Test (Chapter tests for 6, 7, and 8)
Posters
(Make a poster

Chapter 6: Compose a prayer to say in times of temptation
Chapter 7: Opinion Paper: Who was the best disciple?, Group

Religion text.


<p>Other Followers Chapter 8: A life commitment to Jesus: Baptism and Confirmation</p>	<p>was faithful to it during his temptation. They will also learn to identify the roles of Christ as Prophet, priest, and king. They will further see the importance of those that were closest to Jesus and those that chose to walk with him and follow him. They will see that Jesus called upon disciples, in particular Mary and the apostles to share in his mission. The students will learn what it is to be a disciple and how Jesus invites them to be so, which carries us to our final chapter of this unit; A life commitment to Jesus: Baptism and Confirmation. With the closing chapter they will learn that in the sacraments we receive and celebrate the life Jesus won for us.</p>	<p>advertising the job of a disciple) Written Assessment (Write a prayer to use in time of temptation) Research Project (In groups, research life of an Apostle and share what you learn with rest of class)</p>	<p>Project: Collecting information on the 12 Apostles and present to the class; Jigsaw Classroom Learning Chapter 8: Baptism/Sacraments of Reconciliation Book</p>
--	--	--	--

Advent and the Infancy Narratives
 (Week 13, 4 Weeks)

<p>Chapter 5 (The Early Life of Jesus); The Infancy Narratives. Supplemental on Advent: Jesus Comes.</p>	<p>The students will begin this unit with the supplemental activities and lessons on Advent, where they will come to better understand the significance of the three comings of Christ and recognize themes of Remember, Prepare, and Wait in Hope as characteristics of Advent. They will be</p>	<p>Visual Arts Project (Use pastels to depict a scene from the infancy narrative) Project (infancy narrative word search) Essay (essay on your birth - differences and similarities with Jesus)</p>	<p>Art Project: Recreate a famous infancy narrative scene using pastels. Watch a movie "Mary, The Mother Of God" Infancy Narrative Word Search Paper: Recalling when you were born (similarities/differences to Jesus' birth)</p>	<p>Religion Text supplemental materials on Advent Movie: Mary, the Mother of God.</p>
--	---	--	---	---

prepared for Christ by praying and developing Christian attitudes. The students will read the infancy narratives as proclamations that Jesus is the Son of God who saved us. They will review Catholic doctrines about Mary, the mother of God.

Movie: The Greatest Story Ever Told

 (Week 16, 2 Weeks)

This movie will inspire and re-create the life of Jesus of Nazareth, which our book mirrors. This movie takes the students through his humble life and teachings to his crucifixion and ultimate resurrection.


The students will take notes throughout the movie and use those notes to summarize the movie into a presentation paper.

Teacher Observation (their notes in their notebooks)
Written Assessment (summary of movie)

Note Taking Skills
Synopsis of Movie through written paper

"The Greatest Story Ever Told",
MGM

How/What Jesus Taught

 (Week 17, 6 Weeks)

Chapter 10: Parables: Stories Jesus Told
Chapter 11: Miracles: Signs Jesus Worked
Chapter 12: Jesus' Compassion: Reconciliation and Anointing of the Sick

The students will know what it means to follow Jesus in daily life. Through the Parables, the students will learn how the teachings of Jesus have been handed down by the Church. They will learn about miracles, the signs Jesus worked and become witnesses of his power as well as his love and concern for others. They will see Jesus as a healer and study the way the Church shares in


Project (illustrate a parable and story map it)
Reading Task (Bible reading and completing parable worksheets)
Written Assessment (Burst of miracle worksheet)
Expository Essay (on seeking revenge)

Chapter 10 Parable Group Art Project: Illustrate a parable and story map it (Cross Curricular with Reading)
Parable Worksheets: Bible Reading and identifying each parable.
Chapter 11 Burst of Miracles Worksheet!
A Healing Presence Journal
Chapter 12 Paper on seeking revenge

text book chapters 10, 11, and 12 worksheets

the healing ministry of Christ through the Anointing of the Sick and Reconciliation.

Our Lenten Journey

 (Week 23, 6 Weeks)

Chapter 18: Living Faith in Jesus
Chapter 19: Opposition to Jesus
Chapter 20: Jesus' Gift to us: The Eucharist
Chapter 21: The Final hours of Jesus

Supplemental: Our Lenten Journey


Lent is a time for spiritual renewal through prayer, fasting, and almsgiving. In this unit, the students are made more conscious of the spiritual life and the importance of spiritual growth through Gospel stories of faith. The students will study the mystery of the Transfiguration and the importance of growing in faith. The students learn how Jesus continues to be present with us, drawing us deeper into the mystery of his life through the Eucharist. Finally, the students see Jesus' suffering and model their own response to suffering.

Teacher Observation (participate in Stations of the Cross)
Written Assessment (reflection papers on Lenten sacrifices)
Reading Task (articles that demonstrate one of the virtues)
Graphic Organizer (timeline of events in Jesus's life)

Participate in Stations of the Cross
Reflection papers on Lenten sacrifices
Find newspaper or on-line article in which someone demonstrates a theological or cardinal virtue
Create a timeline of events in Christ's life

text book
laptops

A Celebration of Easter/Easter Triduum

 (Week 29, 6 Weeks)

The Easter Triduum: Moments Remembered in Ritual
Sunday: A Celebration of Easter
"Vision" supplemental Books
Chapter 22: The Victory of Jesus
Chapter 23: The Church Alive with Jesus' Spirit

During the Easter Triduum, we commemorate Christ's acts of redemption. Sunday, the day of Resurrection, is a day for worship, rest, and family activities. The students will witness how Jesus rose from the dead, ascended to the Father, and is still with us. Finally, the students will see the Spirit of


Test (chapter tests for 22 and 23)
Graphic Organizer (timeline of events from life of Jesus)
Research Project (paper and presentation on saint)

Worksheets from chapters 22 and 23
Complete timeline from previous chapters
Research report on a saint - written and oral presentation
Include how your saint lives the spirit of Jesus

Supplemental "Vision" books
text book
supplemental worksheets from text

Jesus and how he came to the Church and made the members of courageous witnesses and a community of love.

Jesus The Light of the World

 (Week 35, 4 Weeks)

Chapter 14: The challenge of Jesus: The Beatitudes
Chapter 15: Jesus' Kingdom of Justice and Truth

The students learn the new way of life that Jesus lived and taught-the Beatitudes. They study the meanings of each beatitude and practical ways to live them. The students study the commandments and learn how to practice honesty and truthfulness through the commandments to build love and trust in their own faith community

Visual Arts Project
(Beatitude art project)
Project
(Modern "Beatitude" presentation)

Beatitude Art Project
Modern "Beatitude" people report/presentation

"Christ Our Life" text book
Internet
Resources on significant/modern day role models in our lives



Updated: September 28, 2007

Atlas Curriculum Mapping, Version 6.5
© Copyright 2008, Rubicon